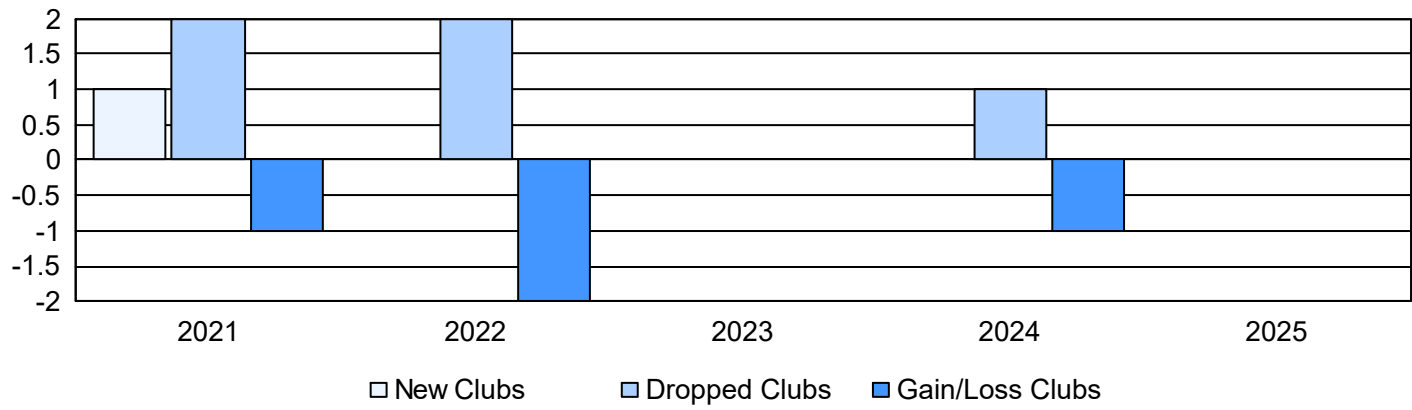
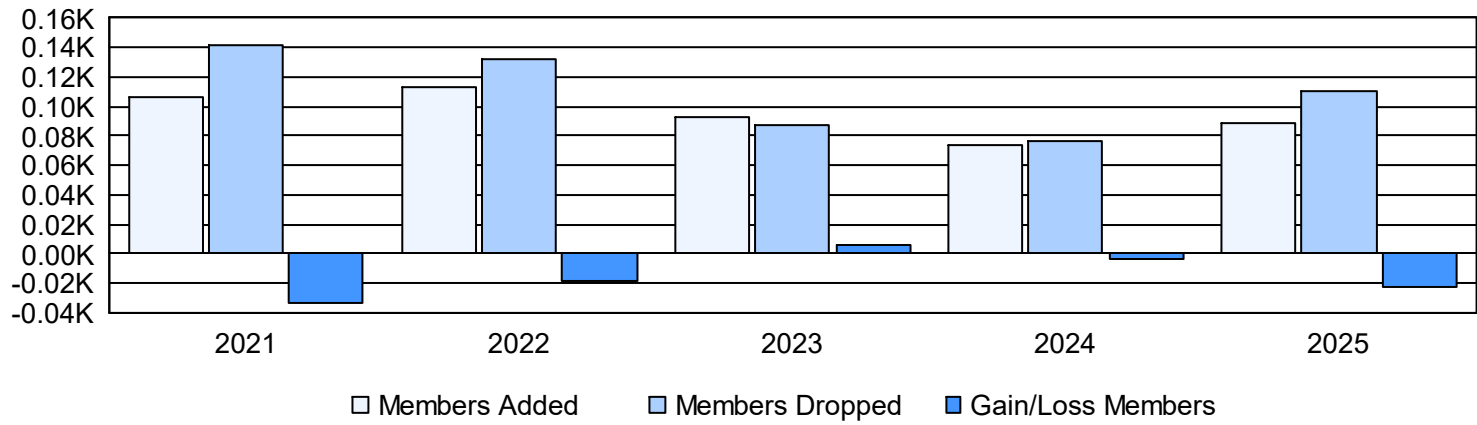


Year	New Clubs	Dropped Clubs	Gain/ Loss Clubs	New Members	Charter Members	Reinstate Members	Transfer Members	Total Member Added	Total Members Dropped	Gain/ Loss Members
2020-2021	1	2	-1	77	24	1	5	107	141	-34
2021-2022	0	2	-2	93	1	9	10	113	132	-19
2022-2023	0	0	0	92	0	1	0	93	87	6
2023-2024	0	1	-1	71	0	1	2	74	77	-3
2024-2025				60	23	5	1	89	111	-22
Average	0	1	-1	79	10	3	4	95	110	-14

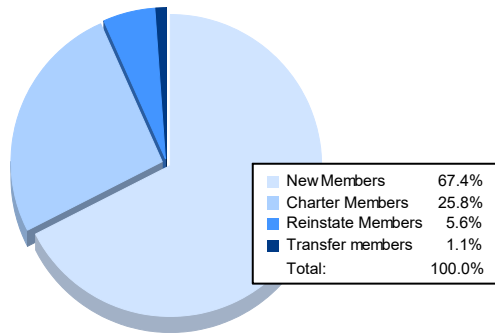
Clubs



Members



### Membership Composition June 2025 Cumulative



### Gender Composition June 2025 Cumulative

